


Babergh

Basics

**SUMMARY FINANCIAL INFORMATION
(BASED ON DRAFT ACCOUNTS)**



SUMMARY OF FINANCIAL INFORMATION

Contents

Why produce Accounts?	1
Our Vision & Priorities	1
Council's Financial Strategy	1
What did Babergh spend the money on?	2
Where the money came from?	2
Council Housing	3
Babergh's Capital Spending Providing new and improved facilities	4
What is Babergh worth	5
Babergh's Cashflow Statement	5
Revenue Reserves	6
Savings and efficiencies	6
Your views	7

ABOUT BABERGH

Why produce Accounts?

Welcome to the Council's Summary Financial Information for financial year.

We have to produce written records of our income and expenditure and publish them each year. Councils must tell taxpayers in their area where their money came from, what they did with it, what they own and what they owe.

Our Accounts have to comply with strict accounting rules and standards and the Accounts and Audit Regulations.

Our Statement of Accounts for was completed and approved by the Council in June 2010 and will be audited in September 2010.

This short document has been prepared to give you a brief insight into the finances of the Council for the year. It shows where we have spent and invested money, and what our financial position was at the end of March 2010.

The full and detailed version of our Statement of Accounts is available on our website and a link to it is provided at the bottom of page 6 of this summary financial information.

Barry Hunter
Director of Finance
Babergh District Council

OUR VISION & PRIORITIES

A district where strong and inclusive communities are built on active citizenship and where all citizens have the opportunity to develop to their full potential.

- Greener & Cleaner Babergh
- Quality & Affordable homes for local People
- Safer & Healthier Babergh
- Strong & Sustainable Babergh Economy
- Vibrant Places & Communities

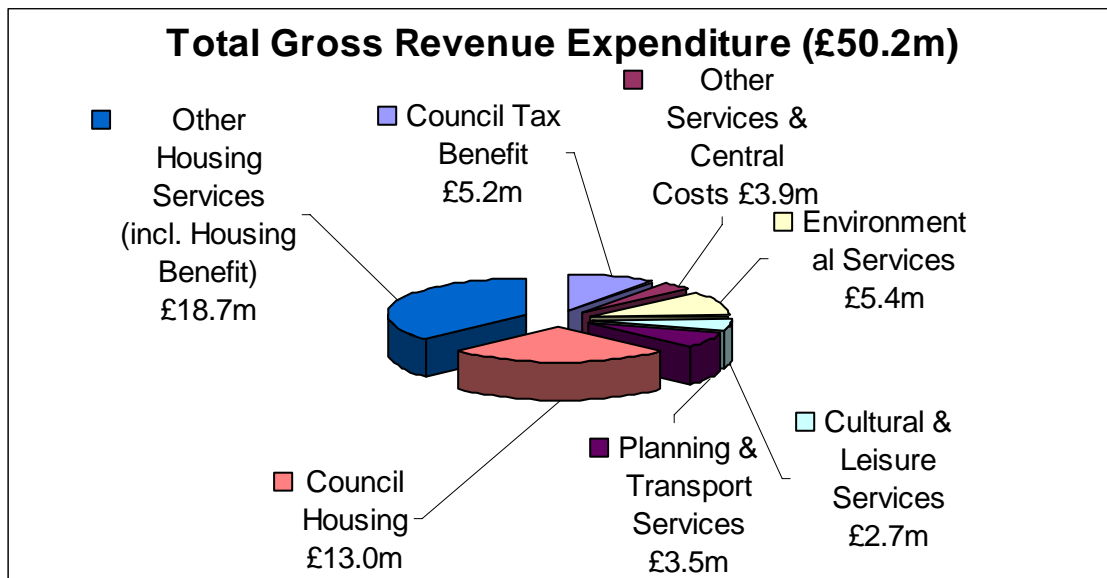
THE COUNCIL'S FINANCIAL STRATEGY

The Council's general Financial Strategy is "to do our best to achieve Council tax increases that do not exceed the rate of inflation, whilst at the same time having a phased reduction in the use of reserves".

BABERGH'S DAY TO DAY SPENDING


What did Babergh spend the money on?

In Babergh spent £50.2m on providing services and on projects that benefit communities and council tenants. The following chart shows how much was spent on providing services to council taxpayers and on council housing (council housing is not funded through Council tax).



Where the money came from?

This shows how the costs of providing Babergh's services are funded in our Income and Expenditure Account. The Government provides some of our income in the form of grants. It also determines the amount of business rates we receive. Our council tax income only grew by 2.9% during the year in line with our financial strategy.



Summary of Financial Information

COUNCIL HOUSING

Income and expenditure in on Council Housing is summarised here.



Income & Expenditure

£000

Income

Dwelling Rents	12,563
Non Dwelling Rents	227
Charges for services & facilities	992
Contribution towards expenditure/other	150
	13,932

Expenditure

Repairs & Maintenance	1,874
Management	3,098
Contribution to Government	4,780
Depreciation & Impairment of fixed assets	3,005
Reversal of Prior Year Impairments	(12,095)
Other Expenditures	203
	865

Income less Expenditure

	(13,067)
Other items	1,306
Amount required by Statute to be adjusted	11,608

Increase in Reserves

153

BABERGH'S CAPITAL SPENDING

PROVIDING NEW & IMPROVED FACILITIES

Babergh also spends money on purchasing, making improvements to and repairing our land and property. We also give grants to individuals and organisations.

What we spent	Net Expenditure £000	Net Expenditure %
Council Housing	3,581	53
Housing - Private Sector Renewal Grants/Loans	505	8
OD, ICT & E-Government	558	8
Community Development & Environment	419	6
Contract & Asset Management	1,657	25
Total Capital Investment	6,720	100

This was Financed by

Capital Receipts	1,189	18
Council Housing Major Repairs Grant	2,576	38
Grants/ external Contributions	825	12
Revenue Contributions	401	6
Borrowing	1,729	26
Total	6,720	100



WHAT IS BABERGH WORTH?

BALANCE SHEET

NET ASSETS

	£000
Intangible Assets	1,747
Operational Assets (Buildings & Land owned by Council)	199,899
Non-Operational Assets	5,921
Long Term Debtors	370
Total Long Term Assets	209,684
Net Current Assets (Debtors less Creditors)	(1,600)
Total Assets less Current Liabilities	208,084
Long-term borrowing	(1,100)
Deferred Liability	(368)
Government Grants deferred	(762)
Capital Contributions deferred	(1,595)
Pensions Liability	(31,469)
Long Term Liability	(23)
Total Assets less Liabilities	172,767

This shows the financial position of Babergh, i.e. its net assets and liabilities at the end of the financial year, 31 March 2010



CASH FLOW STATEMENT

This summarises the inflows and outflows of cash arising from transactions with third parties of revenue, capital expenditure and income.



Revenue Activities	
Cash Inflows	(36,560)
Cash outflows	35,476
Net Inflow	(1,084)
Servicing of Finance	
Cash Inflows	(115)
Cash Outflows	93
Net Inflow	(22)
Capital Activities	
Cash Inflow	(2,641)
Cash Outflow	6,227
Net Outflow	3,586
Net Cash (Inflow)/Outflow before Financing	2,480
Management of Liquid Resources	
Net (Increase)/decrease in short-term deposits	(3,464)
Financing Outflows	
Capital element of Finance Lease & Rental Properties	175
(Increase)/decrease in cash and cash equivalents	(831)

WHAT IS BABERGH WORTH?

RESERVES

Level of general revenue reserves and balances changed during the year

Revenue Reserves	31st March 2010 £000	31st March 2009 £000
General Reserves/balances	1,685	2,359
Earmarked Reserves	1,259	1,229
Collection Fund deficit	(13)	(128)
	2,931	3,460
Housing Revenue Account	1,213	1,060
Major Repairs Reserve	186	520
Total	4,330	5,040

Savings and efficiencies

Achieving our savings and efficiencies Targets

The Council is committed to delivering Value for Money services for its residents. This year we built up on our considerable achievements to date and delivered over £1.3m of cashable savings. This included about £870k of ongoing cashable savings, which we have continued to maintain from previous years.

The Council similar to many other authorities is faced with considerable budgetary pressures and is actively involved in a number of innovative and somewhat radical plans such as collaborative working and service merger arrangements in meeting these challenges.

The Council is committed to providing value for money services to its taxpayers by continuously improving on its costs and redirecting resources to its priorities.

For full and detailed version of the Council's full Statement of Accounts please use the following link:

www.babergh.gov.uk/Babergh/Home/Council+Democracy/Statement+of+Accounts

Summary of Financial Information

Your views

We are keen for the Summary Financial Information to offer information that is useful to the people of Babergh District. Copies of this and other Council publications can be found on our website: www.babergh.gov.uk

Please let us have your thoughts on this summary and how it could be improved, anything that needs further explanation or any information that you would like to see included in the future.

1. Are the Summary Financial Information understandable? Yes No

2. Were the facts and figures useful? Yes No

3. Was the level of detail appropriate to your requirements? Yes No

4. Are there any other items of information you would like to see in the Summary Financial Information, or comments you would like to make?

.....
.....

Please send your comments to:
enquires.finance@babergh.gov.uk

Or write to:

Homira Javadi, Corporate Finance Manager, Babergh District Council, Corks Lane, Hadleigh, Suffolk, IP7 6SJ

Summary of Financial Information



**If you have any comments on the format or the content of this report,
please contact the Corporate Finance Team,
Tel: 01473 825841**

or

Email: enquires.finance@babergh.gov.uk

**If you need help to understand this information in another
language, or would like it in another format (audio version or large
print) please call 01473 826622.**